

COMPLETE LINE



  
**VCW**

TECNOLOGIA EM RETENÇÃO DE FLUXOS

[www.vcwvalvulas.com.br](http://www.vcwvalvulas.com.br)

# DOUBLE OFFSET BUTTERFLY VALVE

Series VBS valve is a high performance double offset butterfly valve. With versatile design, it introduces several innovations that set it apart from other existing valves on the market and aims to serve with excellence the water market and its needs.

The great advantage is the double offset disc (butterfly) system and sealing system with interchangeable seat in the body, providing easy maintenance and extending useful life.

## CHARACTERISTICS

- ✓ Wafer Type: DN 50mm (2") – 600mm (24") (other diameters on request)
- ✓ Flanged Type: DN 80mm (3") – 1800mm (72")
- ✓ Construction: ABNT 15768 | AWWA C504 | ISO 5752 S13 e S20 | API 609B
- ✓ Body Material: Ductil iron, carbon steel, stainless steel, others.
- ✓ Disc Material: Ductil iron, carbon steel, stainless steel, others.
- ✓ Seat: EPDM | BUNA-N | POLYURETHANE, others
- ✓ Pressure Rating: PN10 – PN25 / 150# / 300#. Others
- ✓ Installation: NBR 7675 | ISO 2531 | ANSI | AWWA
- ✓ Actuation: Manual | Pneumatic | Electric

### BODY INTERNALLY COATED WITH PAINT

### BODY INTERNALLY RUBBER COATED / VULCANIZED



FLANGED



TYPE WAFER




FLANGED



TYPE WAFER

### BODY VALVE

Built by a single cast with a stop incorporated in the valve body, it meets the main standards for drilling and mounting between flanges.



### DOUBLE OFFSET DESIGN

Body, disc and stem are designed with an offset double system, reducing friction between the disc and seat, extending useful life, and allowing greater flow of fluid in small disc opening angles



### PACKING GLAND

Reversed type allows gasket adjustment without dismantling actuation system.



### SEALING SEAT

Elastomer replaceable seat with "steel core" embedded to the body and fixed by a retaining ring.



### SEALING SEAT

Elastomer replaceable seat with "steel core" embedded to the body and fixed by a retaining ring. Body lined with / vulcanized rubber.

## FINITE ELEMENT ANALYSIS RESEARCH AND DEVELOPMENT

VCW products are designed using high technology to meet all international standards and customer requirements.

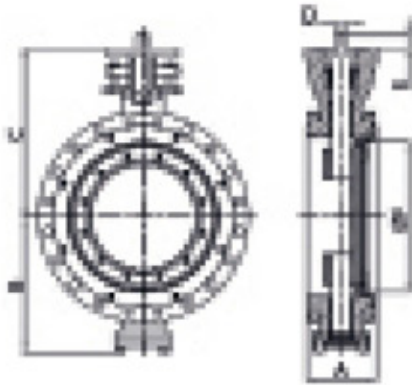


## SUGGESTED SPECIFICATION

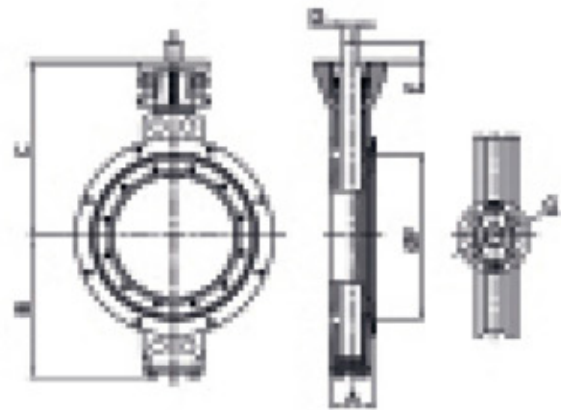
Double Offset Butterfly Valve, Flanged/Wafer Type, construction according to standard (1), DN (2) mm, pressure rating PN (3), face to face (4), to be installed between flanges (5), with bi-directional and watertight sealing. Body, disc and stem are designed with double offset system reducing friction between disc and seat. Body built in mono block ductil iron ASTM A 536, GR 65.45.12 with stopper incorporated. Disc with double offset system in ductil iron ASTM A536 Gr. 65.45.12, with lining built in stainless steel CF8 for rubber seat sealing contact. Superior and inferior Stem (axis) in stainless steel ASTM A276 type 410. Bronze bearings TM 23 standard. Replaceable seat in Buna-N with steel core and embedded to valve body fixed by a retaining ring, with replacing possibility without removing the valve from piping, and may be installed in the end of line. Packing gland Inverted type that allows gasket adjustment without dismantling actuation system. Name Plate made of stainless steel. Lining (6), Actuation (7).

- 1 – Construction: according to AWWA C504 | ABNT NBR 15768 | API 609B
- 2 – Nominal Diameter: 50mm (2") up to 1800 (72")
- 3 – Pressure rating: (PN 10/ PN 16/ PN25) others under request
- 4 – Face to face: AWWA C504 Short Body | ISO 5752 Series 13 or 20 | API 609B | others under request
- 5 – To install between flanges: NBR 7675 | AWWA C207 | ISO2531 | ANSI B16.5 | others under request
- 6 – Lining:
  - 6.1 – Body epoxy coating: internally and externally.
  - 6.2 – Internally, body lining with rubber vulcanization and externally, body epoxy lining.
- 7 – Actuation: Lever, Reducer with flywheel, Electric actuator, etc.

**NOTE: Suggested specification is for guidance only, materials will be provided as requested by the client.**



FLANGED



TYPE WAFER

DN	FLANGED		WAFER		VALVE DIMENSIONS						
	AWWA C504 SHORT BODY	ISO 5752 SERIE 13	ISO 5752 SERIE 20	FACE A FACE AWWA C504 SHORT BODY	B	C	D	E	F	G - FLANGEADA	G - WAFER
50 (2")	-	108	43	-	80	110	9	18	48	F07	F07
75 (3")	127	114	46	50,8	110	185	9	18	74	F07	F07
100 (4")	127	127	52	57,2	130	202	11	20	95	F10	F07
150 (6")	127	140	56	71,4	170	280	17	27	145	F10	F10
200 (8")	152	152	60	74,6	200	320	22	30	190	F12	F10
250 (10")	203	165	68	79,4	222	340	27	36	244	F12	F12
300 (12")	203	178	78	85,7	260	390	27	41	295	F12	F12
350 (14")	203	190	78	96,3	290	420	36	41	345	F12	F12
400 (16")	203	216	102	105	350	451	36	41	375	F16	F14
450 (18")	203	222	114	117	360	492	36	38	430	F16	F16
500 (20")	203	229	127	130	380	511	46	65	480	F16	F16
600 (24")	203	267	154	-	450	561	55	70	580	F25	F25
700 (28")	*305	292	165	-	500	655	Ø80	110	680	F25	F25
800 (32")	*305	318	-	-	570	740	Ø80	110	775	F25	
900 (36")	305	330	-	-	620	802	75	108	870	F30	
1000 (40")	*305	410	-	-	700	856	75	80	980	F30	
1200 (48")	381	470	-	-	850	1080	Ø142,87	180	1180	F35	
1500 (60")	381	600	-	-	1050	1290	Ø180	170	1480	F40	
1600 (64")	*457	600	-	-	1050	1050	Ø180	170	1591	F40	
1800 (72")	467	-	-	-	1230	1430	Ø220	150	1755	F48	


\*The DN indicated are not standardized, that is, not included in the manufacturing standard, they are manufactured according to the VCW manufacturing project.



**TECNOLOGIA EM RETENÇÃO DE FLUXOS**

Rua Yashica, 487 – Jd. Gonçalves

CEP - 18016-440 - Sorocaba/SP

 + 55 (15) 3238-5300

[vendas@vcwvalvulas.com.br](mailto:vendas@vcwvalvulas.com.br)

[www.vcwvalvulas.com.br](http://www.vcwvalvulas.com.br)